



## SPECIAL PURPOSE VEHICLE

### LIFT CHAIN

#### 《鏈條》

10 FEET = 1 PACKING

BL-60-1R	
BL-60H-1R	1.5T (加重)
BL-80-1R	1F
BL-534	1.5T
BL-534A	1.5T (50呎)
BL-546	1.5T
BL-623	1.5T
BL-634	2T
BL-634A	2T~3T (50呎)
BL-646	2T
BL-823	3T
BL-823A	3T (50呎)
BL-834	3T/4T
BL-834A	3T/4T (50呎)
BL-846	4T
BL-100-1R	3T 11S
BL-1023	5T
BL-1034	6T~8T(小10T)
BL-1046	10T
BL-1234	10T
BL-1434	12T(大10T~小15T)
BL-1446	
BL-1634	13T~15T
BL-1646	14T~18T



### CONNECTING LINK

#### 《鏈目》

BL-60-1CL	CONNECTING LINK
BL-80-1CL	CONNECTING LINK
BL-534CL	CONNECTING LINK
BL-546CL	CONNECTING LINK
BL-623CL	CONNECTING LINK
BL-634CL	CONNECTING LINK
BL-646CL	CONNECTING LINK
BL-823CL	CONNECTING LINK
BL-834CL	CONNECTING LINK
BL-846CL	CONNECTING LINK
BL-100-1CL	CONNECTING LINK
BL-1023CL	CONNECTING LINK
BL-1034CL	CONNECTING LINK
BL-1046CL	CONNECTING LINK
BL-1234CL	CONNECTING LINK
BL-1434CL	CONNECTING LINK
BL-1634CL	CONNECTING LINK
BL-1644CL	CONNECTING LINK
BL-1646CL	CONNECTING LINK



### CONNECTING LINKS



### SPECIAL PURPOSE VEHICLE

<p><b>CHAIN EYE</b> 《鏈條接頭》 《鏈條固定環》</p>	 <p>51MM Φ8MM 16MM</p> <p>TOYOTA FD25 (6302-22) Φ25MM 標準型</p> <p>BL-101</p>	 <p>Φ8MM 16MM</p> <p>YANG 2.5T KOMATSU 8S/11S Φ30MM 標準型</p> <p>BL-101-1</p>	 <p>20MM</p> <p>04631-30450-71 TOYOTA/YANG FD30/40 Φ30MM 標準型</p> <p>BL-102</p>
 <p>24MM</p> <p>TOYOTA/YANG FD40 Φ35MM 標準型</p> <p>BL-103</p>	 <p>Φ6MM 12MM</p> <p>04631-10440-71 TOYOTA 5/6/7FD15 Φ20MM 標準型</p> <p>BL-104</p>	 <p>12MM Φ6MM</p> <p>04631-10450-71 TOYOTA 5/6/7/8FD/FB15~18 Φ20MM 貨櫃型</p> <p>BL-104-1</p>	 <p>47MM Φ8MM 16MM</p> <p>04631-20290-71 TOYOTA 7FD25 Φ25MM 標準型</p> <p>BL-105</p>
 <p>16MM Φ8MM</p> <p>04631-20300-71 TOYOTA 7FD25 Φ25MM 貨櫃型</p> <p>BL-105-1</p>	 <p>51MM 溝3.4MM Φ10MM 16MM</p> <p>TOYOTA 7FD30 Φ25MM</p> <p>BL-106</p>	 <p>溝4.2MM Φ10MM 16MM</p> <p>04631-30410-71 TOYOTA FD30 Φ25MM</p> <p>BL-106-1</p>	 <p>Φ10MM 12MM</p> <p>04631-30510-71 TOYOTA 7/8FD30 Φ25MM 貨櫃型</p> <p>BL-107</p>
 <p>Φ10MM 12MM</p> <p>04631-30500-71 TOYOTA 7/8FD30 Φ25MM 標準型</p> <p>BL-107-1</p>	 <p>Φ10MM 溝4MM</p> <p>TCM FD30 Φ25MM 標準型</p> <p>BL-108</p>	 <p>溝4MM Φ9.5MM 15.5MM</p> <p>04631-30540-71 TOYOTA 7FD30 TCM FD30 Φ25MM 貨櫃型</p> <p>BL-108-1</p>	



### SPECIAL PURPOSE VEHICLE

<p><b>BEARING SEAT</b> <b>《軸承座》</b></p>	 <p>20MM 25MM 10MM 37MM <b>20×37×35 MM</b> MB-20</p>	 <p>27MM 13MM 45MM <b>25×45×40 MM</b> MB-25</p>	 <p>30MM 10MM 45MM <b>30×45×40 MM</b> MB-30</p>
 <p>23MM 11MM 45MM <b>35×45×34 MM</b> MB-35</p>	 <p>25MM 8.5MM 55MM <b>40×55×33.5 MM</b> MB-40</p>	 <p>27MM 11MM 40×55×38 MM MB-40-1</p>	 <p>44MM 32MM 12MM 65MM <b>TOYOTA 6FD40</b> <b>45×65×44 MM</b> MB-45</p>
 <p>40MM 29MM 11MM 55MM <b>45×55×40 MM</b> MB-45-1</p>	 <p>45MM 28MM 10MM 65MM <b>TOYOTA 7FD40</b> <b>45×65×38 MM</b> MB-45-2</p>	 <p>60MM <b>TCM FD25 700型</b> <b>45×60×36 MM</b> (上外軸承座) MB-45-3</p>	 <p><b>TCM FD25 700型</b> <b>45×60×41 MM</b> (上內軸承座) MB-45-4</p>
 <p>34MM 22MM 12MM <b>MITSUBISHI FD25</b> <b>45×65×34 MM</b> MB-45-5</p>	 <p>37MM 25MM 12MM <b>MITSUBISHI FD25</b> <b>45×65×37 MM</b> MB-45-6</p>	 <p>39MM 27MM 12MM <b>MITSUBISHI FD25</b> <b>45×65×39 MM</b> MB-45-7</p>	 <p>32.5MM 23.5MM 9MM <b>YALE FD25 (OLD)</b> <b>45×55×32.5 MM</b> MB-45-8</p>
 <p>33MM 14MM <b>TCM FD40~45</b> <b>50×65×47 MM</b> MB-50</p>	 <p>35MM 15MM 6MM <b>TCM FD60~70</b> <b>55×70×50/56 MM</b> (芯 Φ20MM) MB-55</p>	 <p>35MM 10MM 11.5MM <b>TCM FD50~60</b> <b>55×70×45/56.5 MM</b> (芯 Φ10.3MM) MB-55-1</p>	 <p>34MM 20MM <b>TOYOTA 5~7FD45/50</b> <b>55×70×54 MM</b> MB-55-2</p>



### SPECIAL PURPOSE VEHICLE

<p><b>BEARING SEAT</b> 《軸承座》</p>	 <p>30.5 MM 15 MM</p> <p>TCM FD60 55×70×45.5/51.5 MM (芯 Φ20MM × 6H)</p> <p>MB-55-3</p>	 <p>35MM 10 MM</p> <p>55×70×45/51 MM (芯 Φ20MM × 6H)</p> <p>MB-55-4</p>	 <p>35MM 10 MM</p> <p>55×70×45/51 MM (芯 Φ10MM × 6H)</p> <p>MB-55-5</p>
 <p>39MM 14 MM 5MM</p> <p>TCM FD100 65×90×53/58 MM (芯 Φ11MM)</p> <p>MB-65</p>	 <p>44 MM 13 MM</p> <p>TCM FD115 75×90×57 MM</p> <p>MB-75</p>	 <p>13 MM 44 MM</p> <p>TCM FD115 75×90×57/63 MM (芯 Φ10MM × 6/7H)</p> <p>MB-75-1</p>	 <p>46 MM 10 MM</p> <p>TCM 58×75/89×56 MM 圓夾昇降軸承座</p> <p>MB-75-2</p>
 <p>75MM 45.5MM 10.5MM 59MM 80MM OD: 89MM</p> <p>TCM FD100-150 58/75×58/80×115 MM 圓夾昇降軸承座</p> <p>MB-75-3</p>	 <p>58MM 16.5 MM</p> <p>85×104.5×74.5 MM</p> <p>MB-85</p>	 <p>50MM 15 MM</p> <p>TCM FD200 90×119×65 MM</p> <p>MB-90</p>	 <p>50MM 15 MM 10MM</p> <p>TCM FD200 90×119×65/75 MM (芯 Φ10MM × 10H)</p> <p>MB-90-1</p>
 <p>50MM 15 MM 9MM</p> <p>TCM FD180 (Z-4) 90×119×65/74 MM (芯 Φ29.7MM × 9H)</p> <p>MB-90-2</p>			



### SPECIAL PURPOSE VEHICLE

<p><b>SUPPORT</b> 《後擔墊木軸座》</p>	 <p>40MM 12MM</p> <p>TOYOTA/TAILOFT FD25/30 50×70×52MM</p> <p>BUM-02</p>	 <p>47MM 13MM</p> <p>TOYOTA 5/6/7FD40 65×100×60MM</p> <p>BUM-03</p>	 <p>40MM 9MM 9MM</p> <p>KOMATSU FD25 8S/11S 50×65×58MM</p> <p>BUM-04</p>
<p>配 SF-6540 (65×70×40) × 2 PCS</p>  <p>25786-13132 TCM FD50~80 T-8/Z-8 內孔 70MM</p> <p>BUM-05</p>	<p>配 SF-7040 (70×75×40) × 2 PCS</p>  <p>25906-12571 TCM FD100 Z-8 內孔 75MM</p> <p>BUM-06</p>	<p>配 SF-6060-JF800 (60×65×60) 銅材質 × 1 PC</p>  <p>224W6-12601 TCM FD40 Z-7/T8 內孔 65MM</p> <p>BUM-07</p>	<p>配 BU-14 (50×54×75/63) × 1 PC</p>  <p>TCM FD25/30 Z3/Z5/700S 內孔 54MM</p> <p>BUM-08</p>
 <p>55MM 18MM 9MM</p> <p>MITSUBISHI FD40 S6E 60×85×82MM</p> <p>BUM-09</p>	 <p>MITSUBISHI FD40 S6E 內孔 65MM</p> <p>BUM-10</p>	 <p>50MM 45MM 17MM 10MM</p> <p>MITSUBISHI FD25 S4S/S4E 50/65×75×72MM</p> <p>BUM-11</p>	<p>配 BU-14-1 (50×54×75/63) × 1 PC</p>  <p>22N54-32311 TCM FD25/30 T3/C3 內孔 54MM</p> <p>BUM-12</p>
<p>附 SF-5060-JF800 (50×55×60) 銅材質 × 1 PC</p>  <p>TCM SD25 鏟土機 內孔 55MM (含銅套)</p> <p>BUM-13</p>	<p>配 SF-6050 (60×65×50) × 1 PC</p>  <p>91A44-00100 MITSUBISHI ----- CF14E F18C 3T 沒有加工油孔</p> <p>BUM-14</p>	<p>配 SF-6050 (60×65×50) × 1 PC</p>  <p>91A44-00600 MITSUBISHI ----- CF14E F18C 3T 黄油嘴孔</p> <p>BUM-14-1</p>	<p>配 SF-6050 (60×65×50) × 1 PC</p>  <p>91812-03801 MITSUBISHI S6S FD40-55 內孔 65MM</p> <p>BUM-15</p>
<p>TOYOTA 8FD35N-80N 后橋固定座(後面)</p> <p>BUM-16</p>	<p>TOYOTA 8FD35N-50N 后橋固定座(前面)</p> <p>BUM-17</p>	<p>TOYOTA 8FD60N-80N 后橋固定座(前面)</p> <p>BUM-18</p>	



**SPECIAL PURPOSE VEHICLE**

<p><b>STRIP</b> 《桅桿墊片》</p>	<p><b>61356-23600-71</b> TOYOTA 5/6FD25/40 SI-101</p>	<p><b>61234-22000-71</b> TOYOTA 5/6FD25/40 SI-102</p>	<p><b>61233-22000-71</b> TOYOTA 5/6FD25/40 SI-103</p>
<p><b>SI-104-1</b> TCM FD25/30 (C240) (附<b>0.5MM</b>墊片×1) SI-104</p>	<p><b>94A10-01600</b> MITSUBISHI GRENDIA FD15 SI-105</p>	<p><b>94111-07500</b> MITSUBISHI GRENDIA FD15 桅桿墊片<b>0.5MM</b> SI-105-1</p>	<p><b>94111-07400</b> MITSUBISHI GRENDIA FD15 桅桿墊片<b>1MM</b> SI-105-2</p>
<p>桅桿墊片座</p> <p>KOMATSU FD25/30 11S SI-106</p>	<p>KOMATSU FD25/30 11S 桅桿墊片<b>0.5MM</b> SI-106-1</p>	<p>KOMATSU FD25/30 11S 桅桿墊片<b>1MM</b> SI-106-2</p>	<p><b>24319-43611</b> TCM FD50~250 SI-107</p>
<p><b>24319-43621</b> TCM FD50~250 桅桿墊片<b>0.5MM</b> SI-107-1</p>	<p>側滾輪墊片</p> <p><b>24068-22222</b> TCM FD130~250 厚1.0 SI-108</p>	<p>桅桿墊片(塑膠)</p> <p><b>SI-109-1 (1MM)</b> MITSUBISHI FD25 S4S SI-109</p>	<p><b>82152-25080-71</b> TOYOTA 8FB15~30 SI-110</p>
<p>桅桿滑片</p> <p><b>82151-25150-71</b> TOYOTA 8FB15~30 SI-111</p>	<p><b>SI-112-1 (0.5MM)</b> <b>SI-112-2 (1MM)</b> <b>61356-26600-71</b> TOYOTA 7/8FD25 SI-112</p>	<p><b>SI-113-1 (1MM)</b> KOMATSU FD25 15S/16S (附<b>1.0MM</b>墊片) SI-113</p>	

**SPECIAL PURPOSE VEHICLE**

<p><b>CHAIN TENSIONER</b> 《鏈條調整螺絲》</p>	<p>(BL-634)</p>  <p>04631-20250-71 KOMATSU 8S (LONG) TOYOYA FD25 M16×1.5×191 MM 20×16×8MM BL-A01</p>	<p>(BL-834)</p>  <p>04631-30470-71 TOYOTA 5FD40 M18×1.5×205 MM 25×20×10MM BL-A02</p>	<p>(BL-823)</p>  <p>24459-42381 TCM FD25/30 Z-5 M18×1.5×230 MM 30×12×10MM BL-A03</p>
 <p>M18×1.5×130.5 MM THREAD L:81.50MM (牙長) BL-A03-1</p>	<p>(BL-823)</p>  <p>24459-42391 TCM FD25/30 Z-5 M18×1.5×105 MM 30×12×10MM BL-A04</p>	<p>(BL-534)</p>  <p>TOYOTA FD15 M16×1.5×191 MM 20×12×6MM BL-A05</p>	<p>(BL-823)</p>  <p>M16×1.5×191 MM 22×12×10MM BL-A06</p>
<p>(BL-823)</p>  <p>04631-30491-71 M16×1.5×192 MM 24×12×9.5MM BL-A06-1</p>	 <p>3EB-71-21551 KOMATSU 8S (SHORT) M16×1.5×150 MM 22×16×8MM BL-A07</p>	 <p>KOMATSU 8S (LONG) M16×1.5×193 MM 22×16×8MM BL-A07-1</p>	 <p>M20×1.5×104.5 MM 32×20.5×9.5MM BL-A08</p>
 <p>M18×1.5×280 MM 24×24×10MM BL-A09</p>	 <p>YANG 25 M19×3/4×200 MM BL-A10</p>	 <p>23918-42681 TCM FD40 (Z-7) M22×1.5×125 MM 25×20×10MM BL-A11</p>	 <p>24329-45441 TCM FD40 (Z-6) M22×1.5×210 MM 25×20×10MM BL-A12</p>
 <p>TCM FD40 (Z-7) M22×1.5×270 MM BL-A12-1</p>	<p>(BL-634)</p>  <p>TCM FD25 M18×1.5×192 MM 22×16×8MM BL-A13</p>	 <p>TCM FD25 (短) 175 MM BL-A13-1</p>	 <p>TCM FD25 (短) 121 MM BL-A13-2</p>



### SPECIAL PURPOSE VEHICLE

<p><b>CHAIN TENSIONER</b> 《鏈條調整螺絲》</p>	 TCM FD25 (短) 105 MM BL-A13-3	 3EB-72-21551 KOMATSU EK100 ----- C8/11S 3T M16×166 MM BL-A14	<p>貨櫃型</p>  04631-30180-71 TOYOTA 5/6/7/8FD30 M16×1.5×191 MM 24×21×9.6MM BL-A15
 3ED-72-11290 KOMATSU FD50E 5S M24×1.5×170 MM BL-A16	 DAEWOO FD60~70 M25.4×215 MM (三溝) BL-A17	<p>(BL-1034)</p>  22650-13162 TCM FD50~70 M24×2.0×248 MM 40×24.5×11 BL-A18	<p>(BL-1034)</p>  22658-33022 TCM FD50~70 M24×2.0×160 MM BL-A18-1
 TAILIFT FD25 9L (新車) M20×1.5×205 MM BL-A19	 TAILIFT FD30 9L (新車) M20×1.5×210 MM BL-A19-1	<p>(BL-834)</p>  04631-30470-71 TOYOTA 7FD40 M18×1.5×128 MM 24×21×10MM BL-A20	<p>(BL-834)</p>  04631-30460-71 TOYOTA 7FD40 M18×1.5×247 MM 24×21×10MM BL-A21
<p>(BL-1034)</p>  04631-30320-71 TOYOTA 7FD45 M22×1.5×246 MM 24.4×11.2MM BL-A22	 04631-30310-71 TOYOTA 7FD45 M22×1.5×151 MM BL-A22-1	 34C-72-11450 M20×1.5×210 MM BL-A23	<p>(BL-623)</p>  TCM FD15 M14×1.5×162 MM BL-A24
<p>(BL-1046)</p>  25808-42551 TCM FD80 Z7/Z8 M27×2.0×250 MM BL-A25	<p>(BL-1046)</p>  25808-42561 TCM FD80 Z7/Z8 M27×2.0×155 MM BL-A26	 290T8-32561 TCM FD200 (2型) M45×1.5×355 MM BL-A27	 M1"×12T×172 MM 34×24.5×11MM BL-1034-5





**SPECIAL PURPOSE VEHICLE**

<p><b>CHAIN TENSIONER</b> 《鏈條調整螺絲》</p>	 <p>TOYOTA 8FD15 <i>M16×1.5×190 MM</i> BL-A28</p>	 <p>TCM FD70 Z7 <i>M22×1.5×248 MM</i> BL-A29</p>	 <p>TCM FD250 Z5 (SHORT) <i>M56×1.5×345 MM</i> 孔24MM BL-A30</p>
 <p>TCM FD250 Z3 (LONG) <i>M56×1.5×415 MM</i> 孔24MM BL-A31</p>	 <p>TCM 10T~15T <i>M32×1.5×365 MM</i> 孔14MM (不含螺母) BL-A32</p>	 <p>3EA-T1-42320 KOMATSU --- FD/FG10-18 18S/20S/21S --- FB15-18 12S <i>M14×1.5×103 MM</i> BL-A33</p>	 <p>34A-72-11820 KOMATSU --- FD/FG10-18 18S/20S/21S --- FB15-18 12S <i>M14×1.5×203 MM</i> BL-A34</p>
 <p>94390-02028 MITSUBISHI FD30-50 <i>M18×1.5×102 MM</i> 孔10MM BL-A35</p>	 <p>94390-01018 MITSUBISHI FD30-50 <i>M18×1.5×188 MM</i> 孔10MM BL-A36</p>	 <p>94490-01028 MITSUBISHI ----- F19D F28C FD45-50 <i>M22×1.5×216 MM</i> BL-A37</p>	 <p>94490-02058 MITSUBISHI ----- F19D F28C FD45-50 <i>M22×1.5×156 MM</i> BL-A38</p>
			





### SPECIAL PURPOSE VEHICLE

<p><b>HOSE / SHEAVE PULLEY</b> 《油管附盤》</p>	 <p>溝入寬 20MM</p> <p><b>68303-23020-71</b> TOYOTA FD25 (鐵-IRON) Φ20MM×130 (26/18MM) PL-101</p>	 <p><b>TCM FD25 (鐵-IRON)</b> Φ25MM×130 PL-102</p>	 <p><b>TAILIFT FD15 (鐵-IRON)</b> Φ17MM×112 PL-103</p>	
	 <p><b>TAILIFT FD25 (鐵-IRON)</b> Φ17MM×130 PL-104</p>	 <p><b>TAILIFT FD25 (塑膠)</b> Φ17MM×130 PL-105</p>	 <p>溝入寬 20MM</p> <p><b>63130-15301</b> TCM FD25 (塑膠) Φ26MM×135 PL-106</p>	 <p><b>TOYOTA 1.5T (鐵-IRON)</b> Φ20MM×112×27H 29/23MM PL-107</p>
	 <p><b>68302-23620-71</b> TOYOTA 7FD25 (塑膠) Φ20MM×140×24H 26/21MM PL-108</p>	 <p>溝入寬 22MM</p> <p><b>63130-15291</b> TCM FD40 Z-7 (塑膠) Φ26MM×195×28H PL-109</p>	 <p>溝入寬 25MM</p> <p><b>TOYOTA 5/6/7FD40 (鐵-IRON)</b> Φ20MM×130×34H PL-110</p>	 <p><b>68855-25150-71</b> TOYOTA 5/6/7FB10-25 Φ20MM×110 (23/18MM) 油管導輪(塑膠) PL-111</p>
	 <p>溝入寬 28MM</p> <p><b>MITSUBISHI/TOYOTA FD70</b> Φ17MM×185 (鐵-IRON) 油管導輪 PL-112</p>	 <p><b>94111-18800</b> MITSUBISHI GRENDIA 1-3T Φ20MM×120×30H PL-113</p>		



**SPECIAL PURPOSE VEHICLE**

<p><b>SIDE ROLLER BEARING SEAT</b> 《邊滑輪固定座》</p>	<p>上座(平型)</p>  <p>TCM FD100~130 ID:30MM SR-2230BA-1</p>	<p>下座(凸型)</p>  <p>TCM FD100~130 ID:30MM SR-2230BA-2</p>	<p>上座(平型)</p>  <p>TCM FD150~240 ID:45MM SR-2244BA-1</p>
<p>下座(凸型)</p>  <p>TCM FD150~240 ID:45MM SR-2244BA-2</p>	<p>上座(凸型)</p>  <p>TCM FD200 ID:45MM SR-2244BA-3</p>	<p>下座(凸型)</p>  <p>TCM FD200 ID:45MM SR-2244BA-4</p>	<p>下座(凸型)</p>  <p>TCM FD130 ID:35MM SR-2249BA</p>
<p>上座(平型)</p>  <p>TCM FD240~280 ID:40MM SR-2261BA</p>			



## SPECIAL PURPOSE VEHICLE

<p><b>PINION GEAR</b> 《差速斜齒輪組》</p>	 <p>TCM FD25 (Z-5) GEAR:10T×18T×245MM PINION:21T×138MM TO-898</p>	 <p>33441-20541-71 TOYOTA 5/6F PINION GEAR TO-899</p>	 <p>41124-23320-71 TOYOTA 7FD10-A50 M39×1.5 TO-899-1</p>
 <p>41124-26600-71 TOYOTA 8FD10-80 /FDZN20-30 M39×1.5 TO-899-2</p>	 <p>GEAR:AE-6025-13113 PINION:AE-6022-61121 TCM FD25 10T×21T GEAR:10T×16T×232MM PINION:21T TO-900</p>	 <p>41201-20541-71 TOYOTA 5FD25 6T×35T TO-901</p>	 <p>41201-23000-71 TOYOTA 5FD25 6T×35T TO-901-1</p>
 <p>41201-13010-71 TOYOTA 5FD15 6T×35T TO-902</p>	 <p>41201-23600-71 TOYOTA 6FD15 (附鐵片×2) 6T×35T TO-903</p>	 <p>3EA-14-21080 KOMATSU FD15 6T×31T TO-904</p>	 <p>41201-33060-71 TOYOTA 5/6FD30 6T×35T TO-905</p>
 <p>41201-32980-71 TOYOTA 5FD40 (手排車) 6T×35T (12孔) TO-906</p>	 <p>41210-33240-71 TOYOTA 7FD30 6T×35T (12孔) TO-907</p>	 <p>3EB-21-23042 KOMATSU FD25/30 11S 6T×39T TO-908</p>	 <p>15953-50501 TCM 3.5T 4T (Z-6) 6T×38T (12孔) TO-909</p>
 <p>15943-53371 TCM FD35/40/45 (Z-7) 6T×38T (16孔) TO-910</p>	 <p>41210-23321-71 TOYOTA 7FD20~25/7FD40 6T×35T TO-911</p>	 <p>41210-13310-71 TOYOTA 7FD10/15/18 6T×35T TO-912</p>	 <p>3EB-21-31310 KOMATSU FD25 12/14S 6T×39T TO-913</p>



### SPECIAL PURPOSE VEHICLE

<p><b>PINION GEAR</b> 《差速斜齒輪組》</p>	<p>OD:293.6MM 208MM 160MM 355MM TO-914</p> <p><b>3EB-21-31510</b> KOMATSU FD30 12/14S 6T×39T</p>	<p>OD:286MM 155MM 203.5MM TO-915</p> <p><b>41221-20541-71</b> TOYOTA 5FD25 (YAM ENGINE) 2SD12 鏟土機</p>	<p>OD:208MM 155MM 208MM TO-916</p> <p><b>41201-20542-71</b> TOYOTA 5FD40 (自排車) 6T×35T</p>
<p>KOMATSU WA-40 鏟土機 GEAR : 8T×39T PINION : 39T TO-917</p>	<p>OD:380MM 220MM 230MM TO-918</p> <p><b>90196-10489</b> TCM FD125~150 (Z-3) 6T×38T</p>	<p>OD:378MM 14582-50211 (總成) 14583-52641 (芯仔) TCM FD180~200 7T×36T (附螺母) TO-919</p>	<p><b>3EB-21-51510</b> KOMATSU FD25/30 16S 6T×39T TO-920</p>
<p>TCM L13鏟土機 M12×12 內185MM×底301MM 8T×37T TO-921</p>	<p>41210-26600-71 TOYOTA 8FD25 6T×35T TO-922</p>	<p>41210-36600-71 TOYOTA 8FD30 6T×35T TO-923</p>	<p>12HOLES 230MM CA-A412681463 TCM FD240~250 -3 6T×38T×415MM (附螺母) TO-924</p>
<p>16HOLES 280MM TCM FD240~250 α (NEW) 8T×37T×415MM (16孔) TO-925</p>	<p>TCM FD240~250 α (OLD) 8T×37T×415MM (12孔) TO-925-1</p>	<p>12HOLES 257MM 210MM 軸承60MM TCM FD200 α (NEW) 8T×36T×385MM TO-926</p>	<p>230MM 240MM <b>3EC-14-11400</b> KOMATSU FD35-5S (手排) 6T×37T×350.5MM TO-927</p>
<p>230MM 241MM <b>3EC-14-31400</b> KOMATSU FD35-7S (手/自排) 6T×37T×350.5MM TO-928</p>	<p>TCM FD200~250 Z-5 5型 差速十字節齒輪 TO-929</p>	<p>257MM 210MM 軸承50.85MM TCM FHD150Z (20T舊車) 8T×36T×385MM TO-930</p>	<p><b>41210-16600-71</b> TOYOTA 8FD15 6T×35T TO-931</p>



## SPECIAL PURPOSE VEHICLE

<p><b>PINION GEAR</b> 《差速斜齒輪組》</p>	 <p>CARMAR FD180 (U.S.A) TO-932</p>	 <p>33103-13900-71 TOYOTA 7FBR15-18(坐式) 8T×41T TO-933</p>	 <p>90179-18003-71 TOYOTA 7FBR15-18 M18×1.5 六角OD:27MM / 圓OD:34MM TO-933-3</p>
 <p>45714-13901-71 TOYOTA 7FBR15 (立式) 14T×20T×16T (芯仔) 18T大盤 TO-934</p>	 <p>TCM (L-9) SHOVEL TO-935</p>	<p>16HOLES</p>  <p>124T3-50501 TCM 4T-T9 6T×38T TO-936</p>	<p>12HOLES</p>  <p>KOMATSU SHOVEL WA-80 TO-937</p>
 <p>HITACHI SV21 SHOVEL TO-938</p>	 <p>33321-36562-71 TOYOTA 8FBN30 / 8FBJ35 11T×96T TO-939-1</p>	 <p>33311-26561-71 TOYOTA 8FBN25 內18T/外16T TO-939-2</p>	 <p>33311-26561-71 TOYOTA 8FBN30 / 8FBJ35 12孔×60T / ID81.5×OD263 TO-939-3</p>
 <p>33311-36561-71 TOYOTA 8FBN30 / 8FBJ35 外15T TO-940-2</p>	 <p>33138-13900-71 TOYOTA 7FBR10-18 TO-941</p>	 <p>49T×30T 12T×22T 178MM 55T×30T 10T×22T 167MM 14200-17520 NICHYU FBR14-18 70S/75S 49T×12T TO-942</p>	 <p>50008-46600 NICHYU FBR14-18 80S/85S 55T×10T TO-943</p>
<p>14200-13240 NYK FBT13-20 75S/80S 17T×22T TO-944</p>	 <p>12T×25T 35T 139MM 144MM 3EC-21-51311 KOMATSU FD35-50A 10S ID144×OD230 35T×12T TO-945</p>		



**SPECIAL PURPOSE VEHICLE**

**WATER PUMP**  
《水邦浦 日本製》




**16100-78300-71**  
TOYOTA 5/6FD25/40 (1Z)  
WPT-501 / WPT-501-1



**16100-78200-71**  
TOYOTA 6FD15/25 (1DZ)  
WPT-502



MADE IN JAPAN  
**5-13610-047-Z**  
TCM C240 FD15-30  
WPT-503



MADE IN JAPAN  
**21010-37526**  
KOMATSU FD25 8S  
NISSAN SD25  
WPT-504



MADE IN JAPAN  
**TCM FD25 (4BC2)**  
TBK(JAPAN)  
WPT-505



MADE IN JAPAN  
**6735-61-1500**  
KOMATSU FD40~80 7S  
6D102/6D102E)  
WPT-506



**30645-50050**  
MITSUBISHI FD15  
4DQ5/Q7  
WPT-507



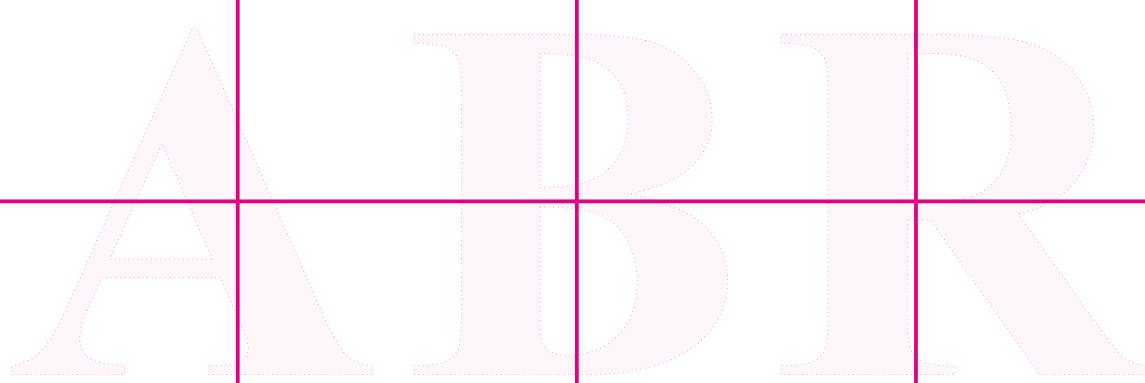
**1-13610-819-0**  
ISUZU 6BG1  
WPT-508(WP-018)



**8-97021-315-0**  
ISUZU 4FE1/4FA1  
WPT-509(WP-051)



**MITSUBISHI FD25 S4E**  
WPT-518





### SPECIAL PURPOSE VEHICLE

## WATER PUMP 《水邦浦》



5-13610-047-2  
TCM (C240)

PW10-22



8-97028-590-1  
TCM (4JG2)

PW10-23



1-13610876-1  
TCM FD40 Z-8 (6BG1/D500)

PW10-25



5-13610144-1  
TCM FD40 (6BD1/6BB1)

PW10-26



TCM BOBCAT (4JC1)  
NISSAN (SK60)

PW10-33



MD972457  
MITSUBISHI (4G63)

PW13-38



32A45-00010  
MITSUBISHI FD25 (S4S)

PW13-43



32B40-00010  
MITSUBISHI (S6S) FD35/40

PW13-54



32C45-00023  
MITSUBISHI (S4Q2) FD15

PW13-55



21010-40K26  
NISSAN (TD27/BD30)

PW14-39



21010-FU425  
NISSAN (K20/K25)

PW14-46



21010-40K05  
NISSAN (TD27/BD30) 無盤

PW14-68



16120-78151-71  
TOYOTA FD25  
4Y汽油車 5FG25

PW18-69



16100-78300-71  
TOYOTA 5/6FD25/40  
(1Z/2Z/13~15Z)

PW18-70

MADE IN TAIWAN




16100-78203-71  
TOYOTA 8FD (1DZ)

PW18-71



16100-UC040-71  
TOYOTA 7F/8F 2/3Z  
DOUBLE PIPE

PW18-72



16120-10940-71  
TOYOTA 2J

PW18-74



16120-96102-71  
TOYOTA 2J

PW18-75



16100-78156-71  
TOYOTA FD25 (4Y/7FG25)

PW18-76





### SPECIAL PURPOSE VEHICLE


## WATER PUMP 《水邦浦》




16100-78200-71  
TOYOTA 6FD15/25 (1DZ)  
PW18-78



16120-23010-71  
TOYOTA 3/4P  
PW18-80



16100-78700/1-71  
TOYOTA 7/8FD25 1DZII  
PW18-83




16100-78120-71  
TOYOTA FD25 5K  
PW18-84




TCM BOBCAT 725/743  
KUBOTA V2403 ENGINE  
PW27-01



TCM FD25 C6  
KUBOTA V3300 ENGINE  
PW27-02



KUBOTA V2503 18 HOLE  
PW27-06



KUBOTA 755 SHOVEL  
PW27-09



FORD BOBCAT  
PERKINS ENGINE  
PW34-02




6204-61-1201  
KOMATSU 11S 4D95  
PW50-01



YM129900-42054  
KOMATSU 12S 4D94E  
PW50-02



21010-50K26  
NISSAN H20 II 汽油(新車)  
PW50-03



21010-78226  
NISSAN H20 FD15/25/30  
汽油(舊車)  
PW50-04



YM/4TNE98 KOMATSU 16S  
YALE 2.5T  
PW50-07









YALE 4TNV98  
PW50-08



YALE 2.5/3T T2500  
PW65-07



### SPECIAL PURPOSE VEHICLE

<p><b>POWER CYLINDER PIPE</b> 《動力缸油壓管》</p>	 960MM (長) <b>15100-78200-71</b> TOYOTA 5FD25 2Z OIL-01	 710MM (短) TOYOTA 5FD25 2Z OIL-01-1	 985MM (長) <b>15100-78201-71</b> TOYOTA 6FD25 2Z OIL-02
 740MM (短) TOYOTA 6FD25 OIL-02-1	 1065MM (長) KOMATSU 11S OIL-03	 770MM (短) KOMATSU 11S OIL-03-1	



**SPECIAL PURPOSE VEHICLE**

<p><b>PUMP PIPE SUB'ASSY</b> 《進油管/迴油管》</p>	<p>進油管(無頭)</p>  <p><b>68101-30511-71</b> TOYOTA 7FD40 13Z (早批車) OIL-K04</p>	<p>進油管(有頭)</p>  <p><b>68101-30551-71</b> TOYOTA 7FD40 13Z (晚批車) OIL-K05</p>	<p>迴油管</p>  <p><b>68102-30541-71</b> TOYOTA 7FD40 13Z OIL-K06</p>
<p>油管多用接頭座</p>  <p>MULTI PURPOSE CONNECTING HEAD FOR GENERAL PUMP PIPE OIL-K07</p>	<p>高壓油管固定夾</p>  <p><b>68651-25150-71</b> FIX CLIP HIGH PRESSURE TUBE/ANY MAKE 2-3T OIL-K08</p>	<p>通用型側移控制閥(三通)</p>  <p>SIDE SHIFT DIVERTER VALVE OIL-K09</p>	