

SPECIAL PURPOSE VEHICLE

CENTER PINS 《中心肖》

TOYOTA

TCM



34B-24-11321
43631-13600-71
 TOYOTA 5/6FD15
 切溝4m/m
 28*185m/m PI-101-1



43631-20540-71
43631-23600-71
 TOYOTA 5/6FD25 FD25
 YANG 2.5T
 28*195m/m PI-103



43631-32880-71
 TOYOTA 5FD40
 28*208m/m PI-104



24234-32131
14300-00670
 TOYOTA/NYK/TCM
 FD15 電動車
 25*175m/m PI-119



24454-32161
 TCM FD25 Z-2/Z-5
 32*195m/m PI-105




14300-00680
23814-30041
 TCM FD25 Z-3
 NYK FD25
 32*210m/m PI-106



224W4-30311
 TCM FD40 Z-6/Z-7/Z-8
 32*230m/m PI-108



TCM FD40
 32*227m/m PI-108-1



25784-32171
 TCM FD50~FD80
 45*248m/m PI-112



TCM FD100/130
 50*350m/m PI-114



TCM FD20 5型
 32*175m/m PI-124



TCM FD135
 40*200m/m PI-129

MITSUBISHI



91243-05400
 MITSUBISHI FD25 (S4S)
 28*155m/m PI-107



91843-05300
 MITSUBISHI FD50
 40*217.5m/m
 穿孔8m/m PI-121



MITSUBISHI FD30 (S4S)
 28*162m/m PI-123

SHINKO



孔14m/m

SHINKO FD25
 30*223m/m PI-130



SHINKO FD15
 30*196m/m PI-130-1

SPECIAL PURPOSE VEHICLE


CENTER PINS 《中心肖》

KOMATSU

NISSAN



34B-24-11321
KOMATSU 8S/11S/12S/14S
FD25 切溝5m/m
28*185m/m PI-101



34C-24-11190
KOMATSU FD70 35*240m/m
SHOVELLER PI-102



KOMATSU FD70
35*250m/m PI-109



3EC-24-11340
KOMATSU FD35/40 4S/5S
TAILIFT FD25/30
30*196m/m PI-110




3EC-24-31680
KOMATSU FD40 7S
22*209m/m PI-111



3EB-24-32350
KOMATSU 14S/15S
FD20 22*188.5m/m
PI-115



KOMATSU FD30 14S
22*210m/m PI-118



3EA-24-11920
KOMATSU
22*115m/m PI-125



KOMATSU FD15 7S
22*180m/m PI-126



48598-14H00
48598-FF000
NISSAN FD25 J02 (切溝4mm)
25*205m/m PI-113



NISSAN
30*193m/m
PI-120



NISSAN FD40
30*224m/m
PI-127

YALE



YALE FD25/30
25*180m/m
PI-116



YALE FD15
25*165m/m
PI-117

NYK (NICHYU)







14300-59930
NYK FD15 70-75型
25*195m/m PI-122

TAILIFT



TAILIFT
傾斗車前斗肖子
40*218m/m PI-128

SPECIAL PURPOSE VEHICLE

<p>CENTER PIN KITS 《中心肖修理包》</p>	 <p>04436-10010-71 KOMATSU FD25 8S/11S/12S PI-101K</p>	 <p>TOYOTA 6FD15 PI-101-1K</p>	 <p>KOMATSU FD70 SHOVELLER PI-102K</p>
 <p>04436-20010-71 TOYOTA 5/6FD25 PI-103K</p>	 <p>TOYOTA 5/6FD40 PI-104K</p>	 <p>TCM FD25 Z-2/Z-5 PI-105K</p>	 <p>TCM FD25 Z-3 NYK FD25 PI-106K</p>
 <p>91243-05400 MITSUBISHI FD25 (S4S) PI-107K</p>	 <p>TCM FD40 Z-6/Z-7/Z-8 PI-108K</p>	 <p>3EC-24-05050 KOMATSU FD40 PI-110K</p>	 <p>TAILIFT FD30 PI-110-1K</p>
 <p>25784-39811 TCM FD50~FD80 PI-112K</p>	 <p>NISSAN FD25 J02 PI-113K</p>	 <p>TCM/NYK FD15 PI-119K</p>	 <p>MITSUBISHI FD50 PI-121K</p>
			

SPECIAL PURPOSE VEHICLE

<p>BOLTS,NUTS FOR HUB 《輪胎螺絲》</p>	<p>43415-30080-71 BN-001B</p>  <p>90114-14010-71 90942-01004/02003 TOYOTA 5FD25 BN-001</p>  <p>90179-14001-71 42483-13B10-71 40224-0T005 M14*1.5m/m BN-001-A</p>	 <p>90179-16003-71 A8</p>  <p>A1</p>  <p>A9</p>  <p>A4</p> <p>42482-23420-71 TOYOTA 7FD25 TOYOTA 7FD40 雙輪 BN-002</p> <p>42481-33240-71 TOYOTA 7/8FD30 BN-003</p>	 <p>34B-24-11221 300-22-31241 KOMATSU 8S/11S/12S BN-004</p>  <p>55m/m</p> <p>40222-14H00 26118-4201P NISSAN BN-005</p>
 <p>23654-39821 TCM FD25 Z-3/Z-5 BN-006</p>  <p>91443-03300</p> <p>91243-10800 MITSUBISHI FD25 15*48m/m BN-007</p>	 <p>50m/m</p> <p>YANG FD20 BN-008</p>  <p>54m/m</p> <p>SHINKO 6FB坐式 TAILIFT/YANG FD30 FRONT HUB BN-009</p>	 <p>55m/m</p> <p>YALE FD25 SHINKO FD25 Z-8 BN-010</p>  <p>23 m/m</p> <p>48.5m/m</p> <p>23654-32041/32051 TCM FD25 T-3 BN-011</p>	 <p>21 m/m</p> <p>50m/m</p> <p>NYK FD25 55S/65S BN-012</p>  <p>21 m/m</p> <p>52m/m</p> <p>90179-12004-71/螺帽 90114-12012-71/螺絲 TOYOTA 5F/6FD15 TCM/NYK FD15 電動車 BN-013</p>
 <p>M12*1.5m/m BN-013-A</p>  <p>42484-23130-71 TOYOTA 7FB25 M16*150m/m BN-014</p>	 <p>80942-76003-71 32m/m</p> <p>80942-76004-71 TOYOTA 7FD25 (雙輪前叭夫螺絲) BN-015</p>  <p>80942-76001-71-螺母 34B-27-11350-螺母 42636-76003-71-螺絲 34B-27-11340-總成 BN-016-1 TOYOTA 38m/m BN-016</p>	 <p>23813-00081-螺母 23813-00071-螺絲 TCM 41m/m BN-017</p>  <p>42m/m</p> <p>20153-70042 TCM/TOYOTA/YANG FD15 BN-018</p>	 <p>61m/m</p> <p>TOYOTA 7/8FD25 7FB20(6孔) TAILIFT FD30 BN-019</p>  <p>54m/m</p> <p>43812-23320-71 TOYOTA 7/8FD25 7FB25(8孔) BN-019-1</p>
 <p>47m/m</p> <p>40222-A0800 NISSAN FD15 J01 BN-020</p>  <p>46m/m</p> <p>70000-33810 NYK FD15 BN-021</p>	 <p>14 M12 48m/m</p> <p>HYSTER FD15 BN-022</p>  <p>90116-10101-71 80116-76107-71 TOYOTA FD25 車心 雙頭螺絲 M10*1.25m/m BN-023</p>	 <p>TOYOTA 5/6F FD30 M12*68m/m 車心雙頭螺絲 BN-024</p>  <p>90109-14002-71 TOYOTA 7FB25 M14*50m/m 電動車 BN-025</p>	 <p>SHINKO FB25 M12*46m/m 電動車 BN-026</p>  <p>51m/m</p> <p>YALE FD15 BN-027</p>
 <p>TCM FD40 25*65m/m BN-028</p>  <p>TOYOTA 5/6/7FD15~25 差速斜齒輪螺絲 BN-029</p>	 <p>358-27-11230-螺母 34A-24-11220-螺絲 KOMATSU FD15 M12*1.5*22m/m BN-030</p>  <p>90101-10066-K MITSUBISHI (車心螺絲) M10*1.25m/m BN-031</p>	 <p>TOYOTA 7FB30 FRONT HUB M16*16.5*163m/m 前哈夫螺絲 BN-032</p>  <p>42483-13130-71 TOYOTA 7FB15 M14*14.5*146m/m BN-033</p>	 <p>TOYOTA 8FD30 M12*62*1.25m/m 電動車 BN-034</p>  <p>42481-30510-71 TOYOTA 5/7FD50 M20*157m/m 前哈夫螺絲 BN-035</p>

SPECIAL PURPOSE VEHICLE

<p>BOLTS,NUTS FOR HUB 《輪胎螺絲》</p>	<p>BN-036-1  14300-12560 NYK FD15 後哈夫螺絲 M12*1.5*23*H16m/m BN-036</p> <p> 24453-02061 TCM FD20~30 Z-5 車心雙頭螺絲 M12*58m/m C3/C6/C7 BN-037</p>	<p> TCM FD25 Z-1 M11*60m/m 車心雙頭螺絲 M11*1.5 / M11*1.25 m/m BN-038</p> <p> 4310-28340 M12*23*22m/m BN-039</p>	<p> 40222-FJ100 NISSAN FD40 M14*14.5*50.5m/m BN-040</p> <p> NISSAN FD40 M18*1.5*66m/m (圓頭25m/m) BN-041</p>
<p> 42484-23320-71 TOYOTA 7/8FDK20/25 前輪螺絲145m/m BN-042</p> <p> 43m/m 3EB-21-25180 KOMATSU 12S/14S 車心螺絲43m/m BN-043</p>	<p> A12螺母(大) RH A12螺母(小) LH</p> <p>SHINKO 6FB25 前輪螺絲 M18*205m/m BN-044</p>	<p> 21 邊32 32 m/m 66m/m</p> <p>YALE FD25 剎車鼓螺絲 M20*1.5*66m/m BN-045</p>	<p> GEHL 4640 鏟土車(美國) M16*1.5*65m/m BN-046</p> <p>TCM FD80/100/150 剎車盤固定螺絲 M10*35m/m BN-047</p>
<p> DAEWOO FD25 後輪哈夫螺絲 M12.5*54m/m BN-049</p>			

SPECIAL PURPOSE VEHICLE

<p>NUT 《螺母》</p>	<p>22 m/m</p>  <p>A</p> <p>34B-21-14151 310-30-26310 KOMATSU M20*36*H22m/m</p>  <p>A1</p> <p>90179-20001-71 TOYOTA M20*38m/m</p>	 <p>A2</p> <p>23913-02041 TCM FD30 M20*41m/m</p>  <p>1.5牙 A3</p> <p>01400-10020 TCM FD30 M20*30m/m</p>	 <p>A4</p> <p>M18*26m/m</p>  <p>A5</p> <p>24354-32311 TCM FD35/38/40/45 Z-7 M20*32*H22m/m</p>
 <p>A6</p> <p>MITSUBISHI (S4E) M19*26m/m</p>  <p>A7</p> <p>MT-420342 MITSUBISHI (S4E) M19*38m/m</p>	<p>A7-1</p> <p>NISSAN FD25 MITSUBISHI (S4S) M18*38*H25m/m</p>  <p>A8</p> <p>90942-01012 90179-16003-71 80942-76003-71 TOYOTA M16*32m/m</p>	 <p>A9</p> <p>M16*24m/m</p>  <p>A10</p> <p>90179-14002-71 TOYOTA 7FD25</p>	 <p>A11</p> <p>KOMATSU FD50 M22*38m/m</p>  <p>A12</p> <p>NISSAN M18*32m/m H26.5m/m</p>
 <p>A13</p> <p>304-41-36740 KOMATSU FD25 11S</p>  <p>A14</p> <p>TIE ROD BOLT M20*1.5*13m/m RH</p>	 <p>A14-1</p> <p>TIE ROD BOLT M20*1.5*13m/m LH</p>  <p>A15</p> <p>3EB-24-21290 TIE ROD BOLT M22*1.5*30*13m/m RH</p>	 <p>A15-1</p> <p>3EB-24-21280 TIE ROD BOLT M22*1.5*30*13m/m LH</p>  <p>A16</p> <p>TIE ROD BOLT M22*1.5*32*18m/m RH</p>	 <p>A17</p> <p>TIE ROD BOLT M26*38*15m/m RH</p>  <p>A17-1</p> <p>TIE ROD BOLT M26*38*15m/m LH</p>
 <p>A18</p> <p>308-22-23335 M22*36m/m LH</p>  <p>A19</p> <p>BOLT M16*24*13m/m</p>	 <p>A20</p> <p>BOLT M18*27*15m/m</p>  <p>A21</p> <p>MITSUBISHI (S4S) M27*2.0*38*18m/m</p>	 <p>A21-1</p> <p>MITSUBISHI (S4S) M27*2.0*36*18m/m</p>  <p>A22</p> <p>KOMATSU FD50 M22*32*26.5m/m</p>	 <p>A23</p> <p>3ED-33-41181 KOMATSU 8*21.5m/m</p>  <p>A24</p> <p>M24*1.5*19m/m 右牙</p>
 <p>A25</p> <p>M24*2.0*19m/m 右牙</p>  <p>A25-1</p> <p>M24*2.0*19m/m 左牙</p>	 <p>A26</p> <p>M30*2.0*46*24m/m 台勵福行斗車螺絲</p>  <p>A27</p> <p>TCM FD40 拉桿城堡螺母 M20*1.5*13m/m</p>	 <p>A28</p> <p>41121-10340-71 TOYOTA 7FD40 車心螺母 M38.6*46*18m/m</p>	 <p>A29</p> <p>9001263-67 住支前輪螺母 M20*32*H25m/m</p>










SPECIAL PURPOSE VEHICLE

<p>BOLTS,NUTS FOR HUB 《前輪螺絲》</p>	 106m/m B 3EB-21-16140 KOMATSU FD20~FD30 8S  71m/m C 3EC-21-16140 KOMATSU FD35/40	 85m/m D 24353-72001 TCM FD25 Z-5  107m/m E 91433-10701 MITSUBISHI FD20/25 (雙輪用)	 78m/m F 91833-07100 MITSUBISHI FD35/40 (S4E)  53m/m G BOLT R. WHEEL
 65m/m H 64343-71101 MITSUBISHI FD35/40  58m/m I A8 43471-31960-71 TOYOTA 3/5/6/7FD35/40	 74m/m J 90101-18377-71 TOYOTA 3/5FD30  106m/m K 3EB-21-25170 KOMATSU FD20/30 11S/15S	 165m/m L 42419-30510-71 TOYOTA 7FD40 M20x1.5x145mm  75m/m M 48513-51K01 NISSAN FD25 M14*1.5*17*75m/m	 M-1K  M2 48513-51K00 NISSAN FD25 M10*1.5*17*75m/m
 M3 NISSAN (K25) M14*1.5*16*76.5m/m  M4 48513-00H01 NISSAN (K25) M14*1.5*16*60.3m/m	 M5 NISSAN FD15 M14*1.5*67.4m/m  N 95m/m 228A3-02031 TCM FD35/40/45	 O 83m/m 25303-02102B TCM FD20/30 Z-5  16.4m/m P 92m/m A8+A9螺母 42431-23000-71 TOYOTA 5FD25 16.4*93m/m	 Q 85m/m 42423-32880-71 TOYOTA 5/6/7FD40  R 75m/m 24354-42301 TCM FD40~FD60 Z-7 FD60~FD100 Z-8
 16.5m/m S 86m/m 42481-23600-71 TOYOTA 5/6FD25  T 90m/m 42483-23420-71 TOYOTA 7FD25	 U 90m/m 42483-33660-71 42481-32060-71 TOYOTA 5/6/7FD30  V 58m/m 3EC-24-11320 KOMATSU FD40 30*M22*58	 W 104m/m 42484-13310-71 TOYOTA 7/8FD15  A1 93m/m A4 X 42424-31960-71 TOYOTA 7FD40/50 93m/m (雙輪用)	 Y 82m/m 43225-14H00 NISSAN FD25 J02 82m/m  Z 83m/m 43225-00H00 NISSAN FD15 P01
 1A 97m/m 43225-04H00 NISSAN J01 M14*1.5m/m  2A 76m/m 216G3-02061 TCM FD15 C19/T19 M14*76m/m	 3A 105m/m 22433-72101 TCM FD30 Z-5 M20*22*105m/m  4A 110m/m 42483-13310-71 42481-13601-71 TAILIFT/YANG/TOYOTA 5/6FD15 M14.5*110m/m	 5A 95m/m 3EA-21-14121 KOMATSU FG15~FG25 M14*95m/m  B1 89m/m 308-22-23325 KOMATSU FD50~FD80 M22*89m/m	 B1-1 86m/m KOMATSU FD40~FD50 M22*86m/m  B1-2 86.1m/m KOMATSU FD40/45 86.1*1.5牙 M20*M22*86m/m















SPECIAL PURPOSE VEHICLE

<p>BOLTS,NUTS FOR HUB 《前輪螺絲》</p>	 B2 33555-23420-71 TOYOTA 7FD25 變速桿插肖  B3 M22 M20 98m/m +A1 3EB-21-52380 KOMATSU FD25 16S	 B4 90m/m TCM FD40 Z-2 M22*90m/m  B5 92m/m TCM FD150~FD240 Z-4/Z-5 前輪螺絲 M24*92m/m(附螺母)	 B5-1 (BOLT) 螺絲 M24*92m/m  B5-2 (NUT) 螺母 M24*35.5m/m
 B5-3 馬蹄腳 24813-00061 TCM FD50  B5-4 150m/m M20*1.5m/m	 B6 1.5牙 100m/m MITSUBISHI GRENDIA FD25 M19*20m/m  B7 100m/m 43222-FK001 / FK310 NISSAN FD25 L02 M18*20m/m	 B8 81m/m TCM FD150~FD240 (old) M24*81m/m(附螺母)  B9 90m/m KOMATSU FD50 7S M20*M20*1.5m/m	 B10 85m/m TCM FD250 Z-3 3/4"*牙10m/m (英制牙) NUT OD26m/m  B11 TCM FD60~FD100 前輪螺絲(附螺母*1)
 B11-1 TCM FD60~FD100 前輪馬蹄鐵  B11-2 M16*101m/m螺母	 B11-3 TCM FD60~FD100 前輪馬蹄鐵總成  B12 109m/m 67893-26600-71 TOYOTA 8FD10N~J35N M10*13m/m 排檔固定肖 (二 LEVER)	 B12-1 TOYOTA 8FD10N~J35N (四 LEVER)	 B13 (總成) NYK FD25 65S 前哈夫螺絲 螺絲 B13-1 螺母 B13-2
 B14 YALE FD25 M20*100m/m 前哈夫螺絲	 B15-1  B15-2 B15 KOMATSU FD150 前輪馬蹄鐵		

SPECIAL PURPOSE VEHICLE

<p>PLUG (BOLT) BOTTOM OF LUBRICATION OIL CASE 《油底殼螺絲》 《差速器螺絲》</p>	<p> PD-01 TCM C240 (4JZ2) KOMATSU 11S M22*1.5m/m</p> <p> PD-02 KOMATSU 10S M20*1.5m/m</p>	<p> PD-03 KOMATSU 12S/14S/16S M16*1.5m/m</p> <p> PD-03-1 KOMATSU 12S/14S/16S M16*1.5m/m</p>	<p>PD-03-2 KOMATSU 12S/14S/16S M16*1.5m/m (加磁鐵)</p> <p> PD-04 80341-76001-71 TOYOTA FD25 1Z/2Z/13Z M25*1.5m/m (六角)</p>
<p> PD-05 90341-25003-71 TOYOTA 1Z/2Z/13Z M25*1.5m/m (六角)</p> <p> PD-06 33135-20540-71 TOYOTA 7FB25 M18*1.5m/m</p>	<p> PD-07 90341-20003-71 TOYOTA 7FD25 差速器底殼螺絲 M20*1.5m/m</p>		
<p>OIL COOLER COVER 《機油冷卻蓋》</p>	<p></p>	<p>TCM FD40 6BB1/6BD1 OC-01</p>	

SPECIAL PURPOSE VEHICLE

<p>BOLT STOPPERS 《大王尚止尚》</p>	 43112-35010 / 76001-71 90251-10001-71 TOYOTA 5FD25 M12.5*68m/m P-201  43232-23600-71 90109-10016-71 TOYOTA 6FD25 P-202	 20314-30161 TCM FD25/40 M16*95m/m P-203  300-27-11221 KOMATSU 11S/12S/14S FD25~FD80 TAILIFT FD25 P-204	 64343-18801 MITSUBISHI (S4S) FD25 (附螺母) P-205  40023-48200 NISSAN FD25/40 (無溝)34m/m P-206
 NISSAN FD25 (切溝)30m/m P-206-1  90109-10015-71 43227-23420-71 TOYOTA 7FD25 TOYOTA 7FD40 P-207	 20114-30081 43227-20420-71 TCM FD15 TOYOTA 7FD40 M12*70m/m P-208  215E4-32341 TCM FD25 T3 M16*87m/m P-209	 3EB-35-11130 KOMATSU 8S/11S 排檔PIN M15*52m/m P-210  43112-76002-71 TOYOTA FD50 M16*80m/m P-211	 AIJUI MENG FD25/30 PINS FOR KNUCKLE M12*42m/m P-212  TCM FD200~FD250 M30*195m/m P-213
YANG FD40 (半油壓) M12.65*72m/m P-214			

SPECIAL PURPOSE VEHICLE

<p>SCREW ADJUSTINGS 《剎車調整器》</p>	 SA-01 91846-01400 MITSUBISHI FD25 (S4S) TAILIFT FD25 28.3*6*107m/m RH	 SA-03 47450-23600-71 TOYOTA 5/6FD25 28.3*6.3*88m/m RH	 SA-05 23653-72041 229F3-79831 TCM FD25 28.3*6*90m/m RH
 SA-05-1 TCM FD40 28.3*8.3*97m/m RH	 SA-07 34B-30-14140 KOMATSU FD25 11S 38*6*104.5m/m RH	 SA-09 3EC-30-11230 KOMATSU FD40 TOYOTA 5FD30 28.3*6.3*108m/m RH	 SA-11 TCM FD15 28.3*5*88m/m RH
 SA-06-1 TCM FD40 28.3*8.3*97m/m LH	 SA-08 34B-30-14240 KOMATSU FD25 11S 38*6*104.5m/m LH	 SA-10 3EC-30-11150 KOMATSU FD40 TOYOTA 5FD30 28.3*6.3*108m/m LH	 SA-12 TCM FD15 28.3*5*88m/m LH
 SA-13 47450-11630-71 TOYOTA 7/8FD15 28.3*6.3*89.5m/m RH	 SA-15 11242-23300 TCM T6 28.3*8.5*106m/m RH	 SA-17 YANG FD25 33*7*102m/m RH	 SA-21 3EB-30-51450 KOMATSU FD30 16S MITSUBISHI FD30 33*7*106m/m RH
 SA-14 47460-11630-71 TOYOTA 7/8FD15 28.3*6.3*89.5m/m LH	 SA-16 11242-13300 TCM T6 28.3*8.5*106m/m LH	 SA-18 YANG FD25 33*7*102m/m LH	 SA-22 3EB-30-51430 KOMATSU FD30 16S MITSUBISHI FD30 33*7*106m/m LH
 SA-19 TCM FD50 (小面) 28.3*8.3*122.4m/m RH	 SA-20 TCM FD50 (小面) 28.3*8.3*122.4m/m LH	 SA-23 3RA-31-13860 KOMATSU 蝶式剎車調整螺絲	 SA-25 28.3*5.5*88m/m LH
 SA-19-1 TCM FD50~FD70 (大面) 33*8.3*122.4m/m RH	 SA-20-1 TCM FD50~FD70 (大面) 33*8.3*122.4m/m LH	 SA-24 28.3*5.5*88m/m RH	 SA-26 TOYOTA 7FD25 28.3*6.6*89m/m LH
 SA-27 TOYOTA 7FD25 28.3*6.6*89m/m RH			

SPECIAL PURPOSE VEHICLE

<p>TIE ROD LINKS 《連結器》</p>	 <p>Φ24m/m TR-01-1 Φ17m/m TR-01-2 TR-01-3</p> <p>43751-33240-71 TOYOTA 7FD/FB25 TR-01</p>	 <p>43751-13311-71 TOYOTA 7FD/FB15 TR-01-1</p> <p>43752-13310-71 TOYOTA 7FD/FB15 TR-01-2</p>	 <p>43751-30511-71 TOYOTA 7FD40/45 RH TR-02</p> <p>43752-30511-71 TOYOTA 7FD40/45 LH TR-03</p>
 <p>Φ22m/m 43751-23440-71 TOYOTA 7/8FD25/30 TR-04-1</p> <p>Φ20m/m 43752-23442-71 TOYOTA 7/8FD25/30 TR-04-2</p>	 <p>Φ25m/m Φ20m/m 22N54-32351/32941 TCM FD30 C3 RH TR-05</p> <p>22N54-32361/32971 TCM FD30 C3 LH TR-06</p>	 <p>43751-23320-71 TOYOTA 7FD25 TOYOTA 7FD30 RH TR-07</p> <p>43752-23320-71 43752-33240-71 TOYOTA 7FD25 TOYOTA 7FD30 LH TR-08</p>	 <p>Φ20m/m Φ27m/m 3EC-24-15240SA KOMATSU FD35 7S RH TR-09</p>
 <p>Φ20m/m 3EC-24-31630SA KOMATSU FD35 7S LH TR-10</p>	 <p>Φ25m/m Φ20m/m 3ED-24-41160 KOMATSU FD50/60 RH TR-11</p>	 <p>3ED-24-41150 KOMATSU FD50 LH TR-12</p>	 <p>P-342 P-341 KOMATSU FD50 TR-30</p>
 <p>TAILIFT FD25 進輪連結器 FD25 孔18m/m RH/LH TR-13</p>	 <p>TAILIFT FD25 進輪連結器 FD25/30 孔20m/m RH/LH TR-13-1</p>	 <p>Φ17m/m Φ17m/m 19m/m 48512-51K00 NISSAN TD27 1994/2前 TR-14</p>	 <p>Φ17m/m Φ17m/m 48512-51K01 NISSAN TD27 1994/2後 TR-15</p>
 <p>Φ10m/m Φ19.1m/m 43732-23420-71 TOYOTA 7FD25/40 TR-16</p>	 <p>43752-33260-71 TOYOTA 7FD40 TR-17</p>	 <p>43753-33240-71 TOYOTA 7FD40 TR-18</p>	 <p>TR-19-1 TR-19-2 YANG FD25 TR-19</p>

SPECIAL PURPOSE VEHICLE

<p>TIE ROD LINKS 《連結器》</p>	<p>Φ24.6m/m Φ16.4m/m</p>  <p>3EB-25-35110 KOMATSU 12/14S RH TR-20</p>	 <p>3EB-25-35120 KOMATSU 12S/14S LH TR-21</p>	<p>Φ15m/m Φ25m/m</p>  <p>20A74-32551 TCM FD15 T3 RH TR-22</p>
<p>Φ25m/m Φ15m/m</p>  <p>20A74-32561 TCM FD15 T3 (LH) TR-23</p>	<p>Φ17m/m Φ20m/m</p>  <p>48511-FK001 91E43-10600 NISSAN FD25 L02 RH MITSUBISHI GRENDIA TR-24</p>	<p>Φ17m/m Φ20m/m</p>  <p>91E43-10500 MITSUBISHI GRENDIA NISSAN FD25 L02 LH TR-25</p>	 <p>9151364-00 YALE FD25 RH/LH TR-26</p>
 <p>TR-27-1 Φ24m/m TR-27-2 TR-27-3 TR-27</p> <p>TOYOTA 7FD30 TR-27</p>	<p>Φ18m/m Φ18m/m</p>  <p>SF 1612</p> <p>3EB-25-42360 KOMATSU 15S TR-28</p>	 <p>KOMATSU FD25 14S TR-28-1</p>	<p>Φ17m/m Φ17m/m</p>  <p>91B43-10500 48511-FJ101 NISSAN FD15 L01 RH/LH TR-29</p>
<p>Φ20m/m Φ20m/m</p>  <p>22B54-32951 TCM FD25 C3/T3 TR-31</p>	<p>Φ20m/m Φ20m/m</p>  <p>22B54-32961 TCM FD25 C3/T3 TR-32</p>	 <p>3EB-24-32321 3EB-24-32340 (3EB-24-32321 SG) KOMATSU FD25 14S RH/LH TR-33</p>	<p>Φ15m/m Φ15m/m</p>  <p>48512-44K00 NISSAN FD15 L01 TR-34</p>
 <p>524W2-42401 TCM FD40 T8 後橋橫拉桿 RH/LH TR-35</p>	<p>Φ23m/m Φ23m/m</p>  <p>3EC-24-31650SG KOMATSU FD40 7S TR-38</p>	<p>Φ17m/m Φ17m/m</p>  <p>91C43-00500 MITSUBISHI GRENDIA FD15 TR-39</p>	<p>Φ17m/m Φ17m/m</p>  <p>91F43-00500 MITSUBISHI GRENDIA Fd25 TR-40</p>

SPECIAL PURPOSE VEHICLE

<p>TIE ROD LINKS 《連結器》</p>	 <p>3014501302 LINDE FD16~20 連結器 R/L TR-41</p>	 <p>3024501308 LINDE FD30 連結器 R/L TR-42</p>	 <p>HYUNDAI FD25/30 連結器 R/L (附墊片*2) TR-43</p>
<p>20*40*2.0m/m 墊片 TR-43-1</p>	<p>40*117PIN</p>  <p>291Y4-32022 TCM FD250 Z-3/Z-4 RH TR-44</p>	<p>40*117PIN</p>  <p>291Y4-32012 TCM FD250 Z-3/Z-4 LH TR-45</p>	